

Brady Existing Parks Survey

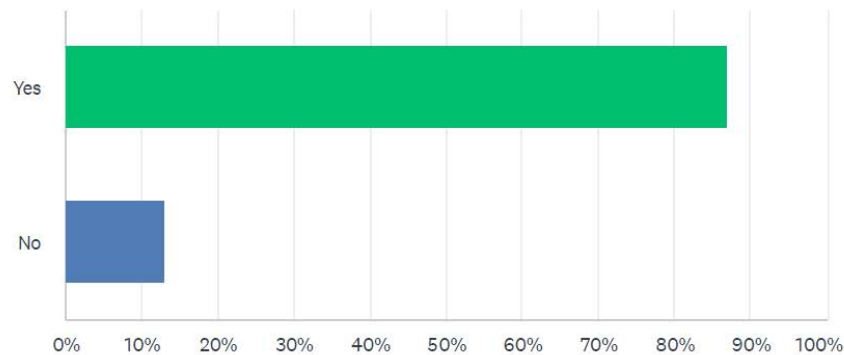
The Existing Park Conditions Survey collected feedback on the park conditions, recreational facilities, and accessibility and safety. Additionally, the frequency of visits and primary usage of city parks and facilities were collected. This survey was conducted to obtain a baseline on the perception of the current state of Brady's park and recreational facilities network. **A total of 552 responses were collected.**

Key Takeaways:

1. Per the results received, users of the parks utilize them frequently as a mechanism to socialize, relax and connect to nature.
2. There is a general sentiment that the quality of the parks could be improved through several different approaches, such as maintenance, upgrading of equipment, landscape improvements, and so on.
3. Additional park and recreation features were proposed that would enhance the existing network.

Q1 Do you live in Brady?

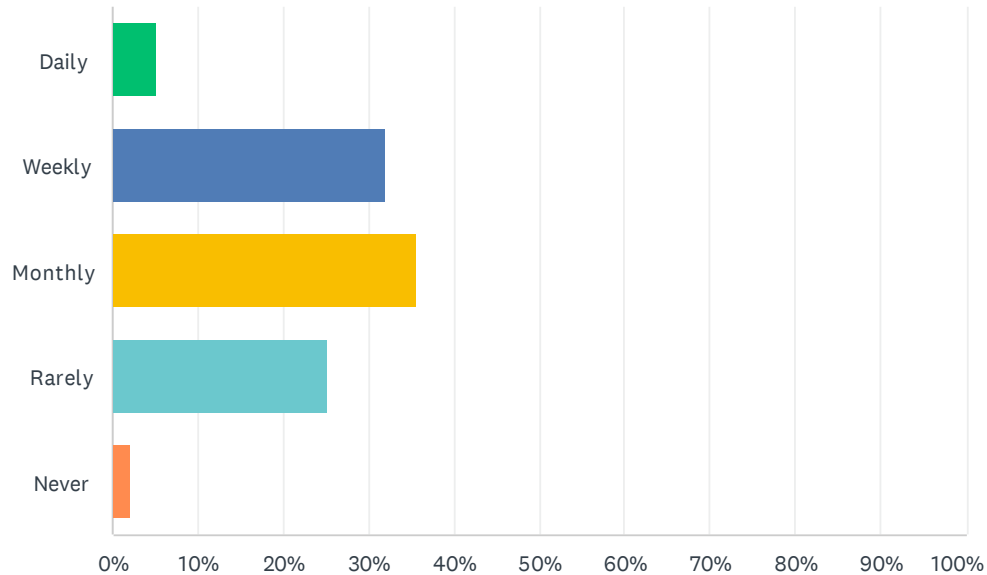
Answered: 550 Skipped: 3



ANSWER CHOICES	RESPONSES	
Yes	87.09%	479
No	12.91%	71
TOTAL		550

Q2 How often do you visit a City park or recreation facility (i.e., pool complex, baseball fields, soccer fields etc.)?

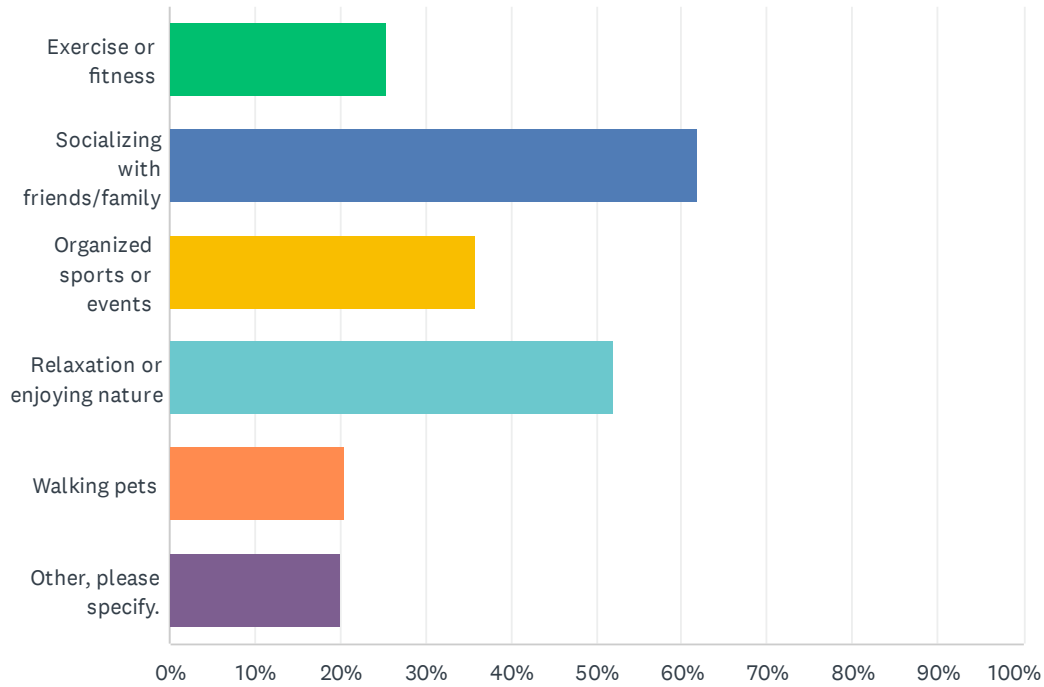
Answered: 537 Skipped: 16



ANSWER CHOICES	RESPONSES	
Daily	5.21%	28
Weekly	32.03%	172
Monthly	35.57%	191
Rarely	25.14%	135
Never	2.05%	11
TOTAL		537

Q3 What is your primary purpose for visiting Brady's parks including Brady Lake and/or recreation facilities? (Select all that apply)

Answered: 523 Skipped: 30



ANSWER CHOICES	RESPONSES	
Exercise or fitness	25.43%	133
Socializing with friends/family	61.76%	323
Organized sports or events	35.76%	187
Relaxation or enjoying nature	52.01%	272
Walking pets	20.46%	107
Other, please specify.	20.08%	105
Total Respondents: 523		

Q4 Which park(s) or facility do you frequent most often?

Answered: 481 Skipped: 72

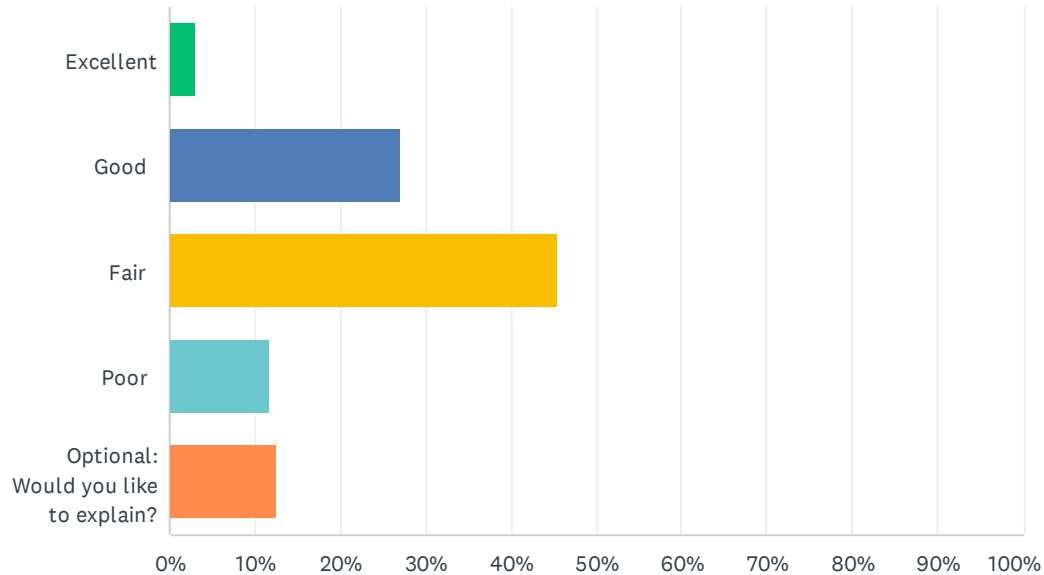
Most common answers were the following:

Richards Park, Brady Lake Park, Willie Washington Park, baseball and soccer fields, and Brady Trail Creek.



Q5 How would you rate the overall condition of the parks or facilities you visit?

Answered: 475 Skipped: 78



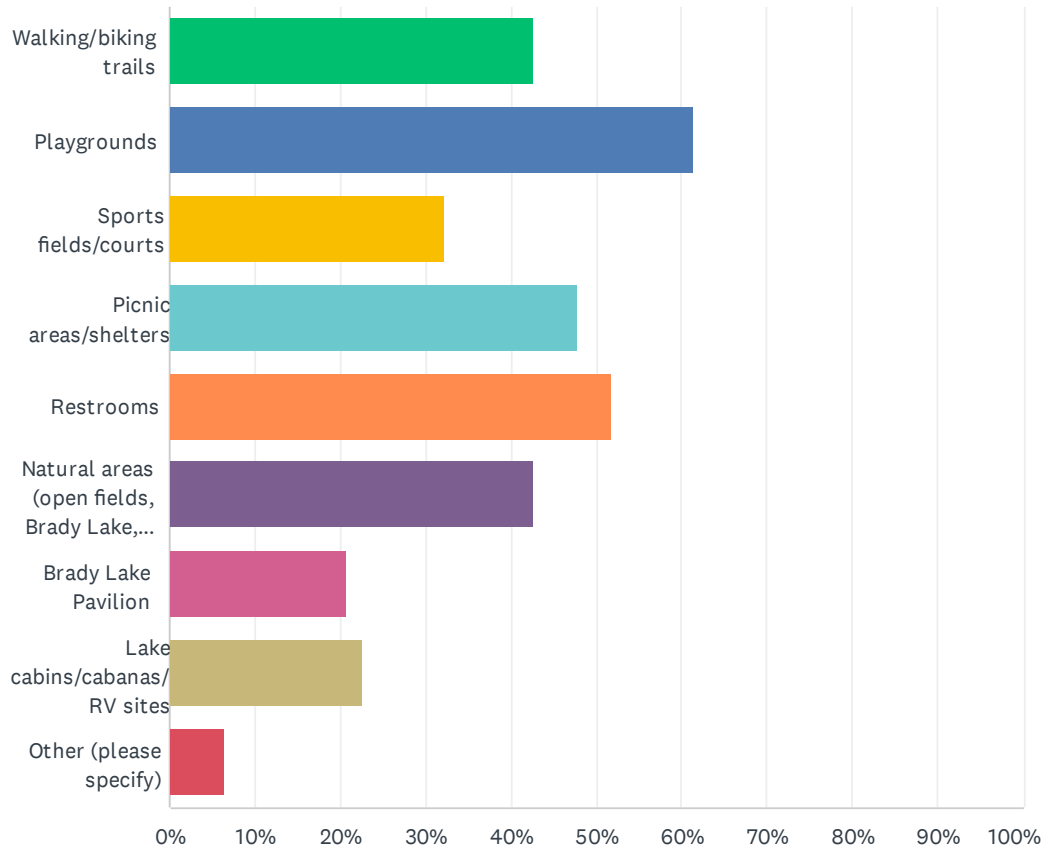
ANSWER CHOICES	RESPONSES	
Excellent	2.95%	14
Good	27.16%	129
Fair	45.47%	216
Poor	11.79%	56
Optional: Would you like to explain?	12.63%	60
TOTAL		475

For the optional answers, most often listed were additional maintenance at parks, improved lighting, and general cleanliness and upkeep at the parks.

go pool Richards park taken care
 equipment people updated
 things better Richard s Park
 kept new needs park play
 painted clean shade areas nice
 trees water great bathrooms well

Q6 What specific amenities do you use most often? Select all that apply.

Answered: 473 Skipped: 80



ANSWER CHOICES	RESPONSES	
Walking/biking trails	42.71%	202
Playgrounds	61.31%	290
Sports fields/courts	32.14%	152
Picnic areas/shelters	47.78%	226
Restrooms	51.80%	245
Natural areas (open fields, Brady Lake, etc.)	42.71%	202
Brady Lake Pavilion	20.72%	98
Lake cabins/cabanas/RV sites	22.62%	107
Other (please specify)	6.34%	30
Total Respondents: 473		

For Other (please specify), the answers were primarily related to the golf course.

Golf course
park Golf Pool

Q7 Are there any amenities or features you feel are lacking or insufficient?

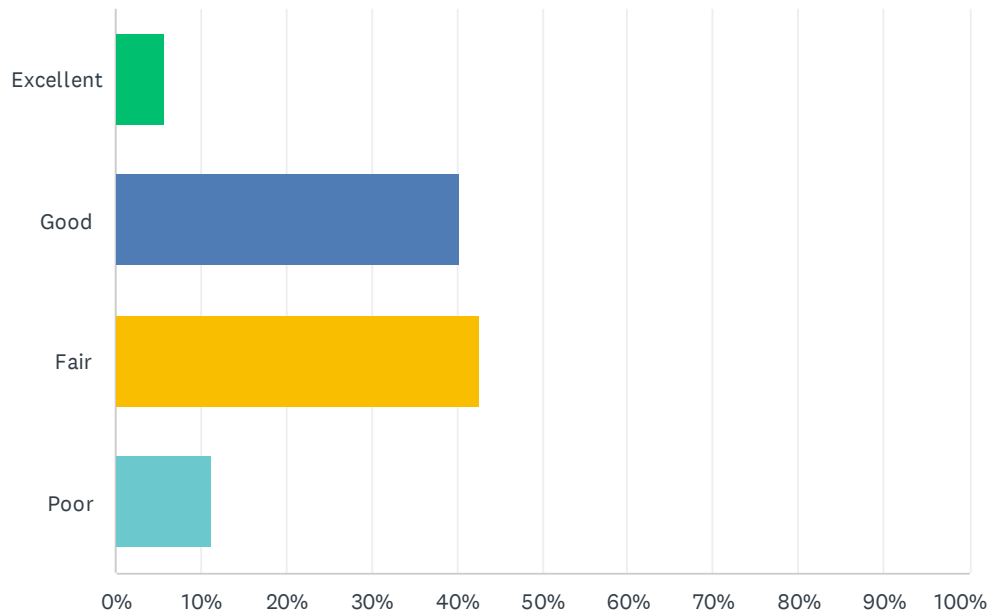
Answered: 431 Skipped: 122

The written-in answers primarily related to restrooms, additional recreational features (pickleball courts, tennis courts, etc), updated lighting, general maintenance and updating, and playground equipment throughout the parks.



Q8 How would you rate the cleanliness and maintenance of the parks?

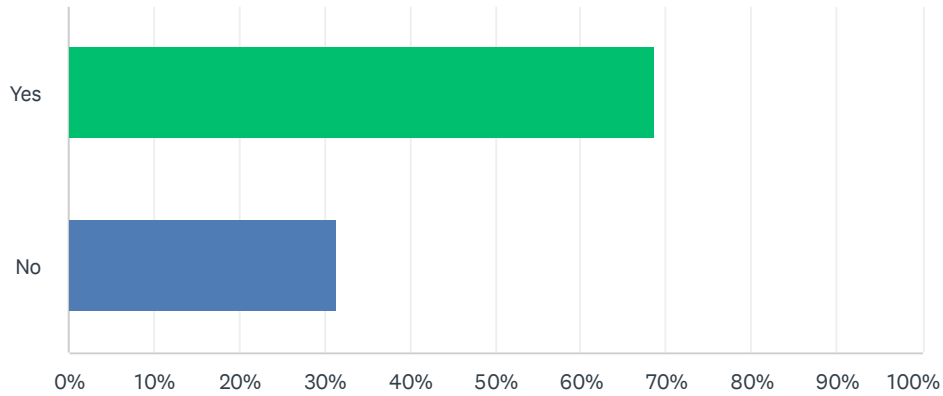
Answered: 427 Skipped: 126



ANSWER CHOICES	RESPONSES	
Excellent	5.85%	25
Good	40.28%	172
Fair	42.62%	182
Poor	11.24%	48
TOTAL		427

Q9 Do you use any of the City's recreational facilities (i.e. pool complex, baseball fields, soccer fields, etc.)?

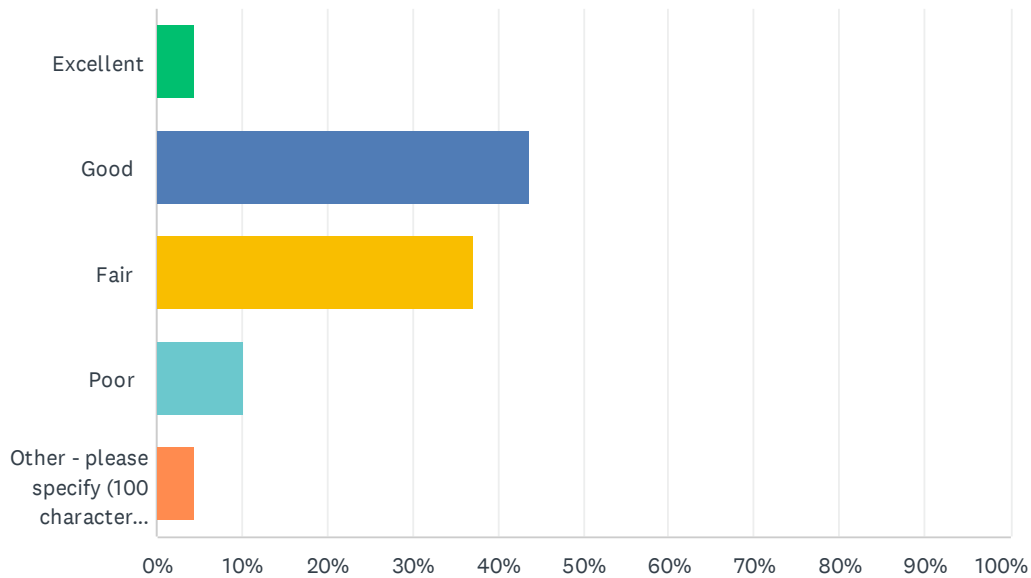
Answered: 425 Skipped: 128



ANSWER CHOICES	RESPONSES	
Yes	68.71%	292
No	31.29%	133
TOTAL		425

Q10 If yes, how would you rate the condition of these facilities?

Answered: 291 Skipped: 262



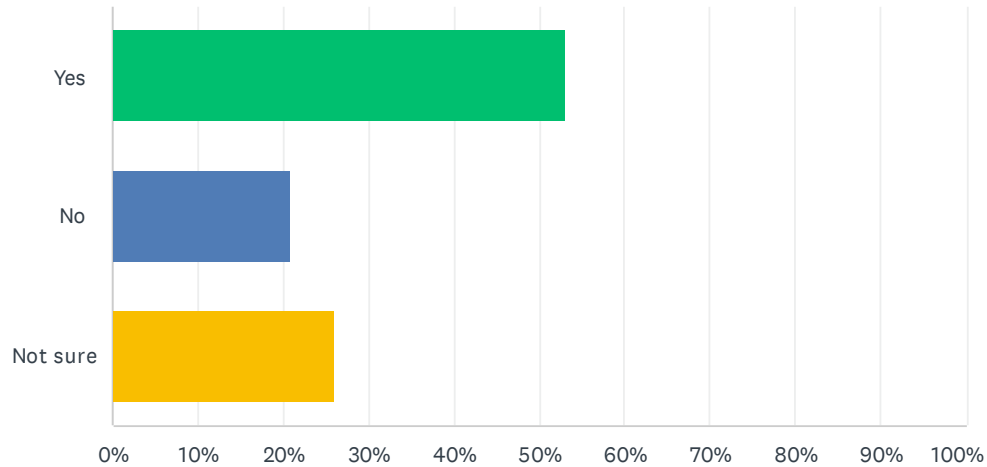
ANSWER CHOICES	RESPONSES	
Excellent	4.47%	13
Good	43.64%	127
Fair	37.11%	108
Poor	10.31%	30
Other - please specify (100 character limit)	4.47%	13
TOTAL		291

Write in answers for Other - please specify primarily related to the depth of the pool, better maintenance of the soccer fields, and the perception that the baseball field is better kept than the soccer field.

poor
better pool needs
baseball field soccer field

Q11 Do you feel that City parks and facilities are accessible to everyone, regardless of ability or mobility?

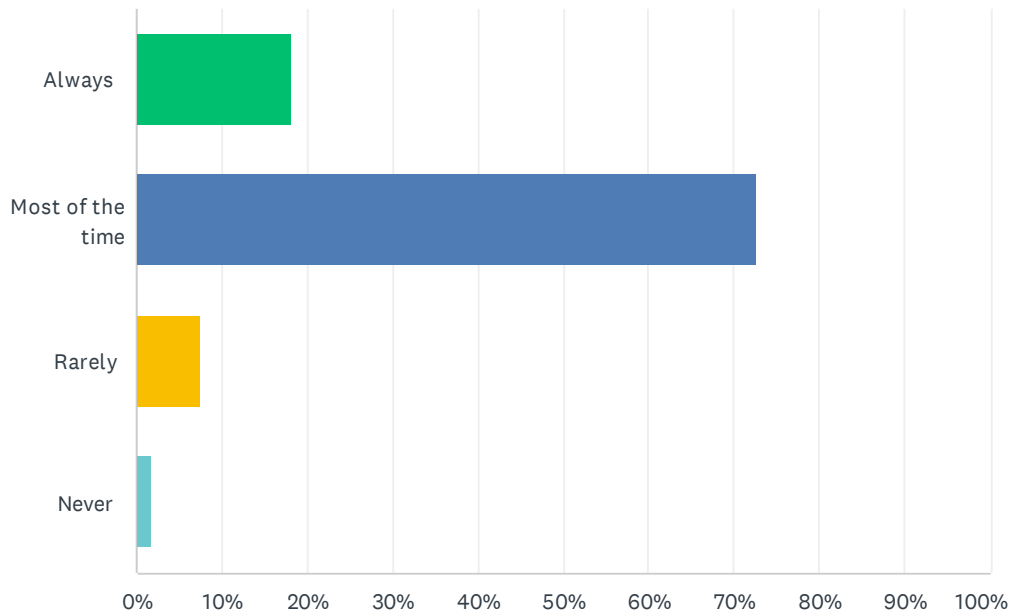
Answered: 424 Skipped: 129



ANSWER CHOICES	RESPONSES	
Yes	53.07%	225
No	20.99%	89
Not sure	25.94%	110
TOTAL		424

Q12 Do you feel safe when visiting City parks and recreation facilities?

Answered: 424 Skipped: 129



ANSWER CHOICES	RESPONSES	
Always	18.16%	77
Most of the time	72.64%	308
Rarely	7.55%	32
Never	1.65%	7
TOTAL		424

Q13 If you answered "Rarely" or "Never", what are your primarily safety concerns?

Answered: 123 Skipped: 430

Write in answers included the following: Presence of a population that is unhoused and/or with a substance use disorder, minimal to no law enforcement or security presence, and need for updated lighting in some parks.

Q14 Optional: Do you have any other feedback that you would like to provide?

Answered: 192 Skipped: 361

Write-in answers included the following: Creek cleaning/maintenance, landscaping maintenance, splash pad addition, gated pet area, and construction of additional walking trails.